



FILTAIR® Centralized Fume Extraction Systems

Designed to increase performance,
productivity and compliance.

Why Centralized?

Every component of FILTAIR Centralized Fume Extraction systems works seamlessly together to deliver highly efficient systems that result in improved performance, productivity, compliance, and your bottom line.

Why choose a FILTAIR Centralized System?

- ✓ FILTAIR Centralized Systems are custom engineered – no two are alike. They are designed and engineered specifically to address your unique fume challenges and to fit within your space, integrating with existing operational equipment on the plant floor.
- ✓ Efficient, less expensive installation with completely packaged, fully assembled and pre-wired systems.
- ✓ Maximize valuable floor space for more profitable work stations, increasing weld time.
- ✓ Clamp-together ducting easily integrates with existing ductwork and adapts to future facility needs – reducing the cost of ongoing plant changes.
- ✓ Conserve energy and costs with the state-of-the-art reverse pulse cleaning system, conserving compressed air usage and horsepower requirements of the system fan.
- ✓ Your overall facility will stay cleaner, potentially reducing cleaning and maintenance costs.

Ideal Environments



Training Facilities



Schools



Apprenticeship and Labor Unions




Automation Cells



Fabrication Shops



Manufacturing Facilities



Discover how American Seating has improved air quality and productivity with FILTAIR:

MillerWelds.com/AmericanSeating

The Miller Difference

Miller® Centralized Fume Extraction systems are designed for multiple capture sources and specifically customized for your facility, helping to mitigate weld fume particulate.



Quiet Operation

Integrated silencer housing that minimizes fan and motor noise for a safer, more quiet work environment



Smaller Footprint

Up to 65% smaller footprint than most cartridge collectors




Easy to Service

Convenient access to filter packs for tool-free removal and installation

Mounting Locations

- Can be mounted indoor or outdoor
- Outdoor models are wind and seismic rated and include a remote-mounted control box with an optimal weather hood



“When it comes to selecting fume extraction equipment for your fume control needs, not only do you want a brand you can trust, but equipment that is top-of-the-line to help keep your facility clean, maintain compliance and increase operator performance.”

- Jeff Hildebrand
American Seating, Weld Engineer

Extraction Arms

Combined with our custom engineered systems, FILTAIR extraction arms with external supports maintain stronger suction capture velocity to pull fume from the breathing zone. Each arm comes preassembled and can be wall, pedestal or column mounted, ready to use in a variety of welding applications.

- ✓ External brackets allow for easy adjustments and air to pass through with less resistance giving you stronger cfm
- ✓ Durable metal construction stands up to the most challenging industrial applications
- ✓ Durable bellmouth-shaped hood provides convenient 360-degree rotation for unlimited positioning



Telescoping Arms

- Designed to fit small booths and spaces like those found in training, educational and light manufacturing settings
- Extend from 3 to 4.5 feet with a wide range of motion to cover all positions

Standard Arms

- Designed to cover large spaces
- Available in 7-, 10- and 12-foot lengths

ZoneFlow Technology

5-Foot Capture Distance

Compared to the traditional 18 inches, arms with ZoneFlow Technology capture weld fume up to five-feet from the arc. This can significantly reduce arm interactions, increasing arc-on time and productivity.

ZoneFlow™ Arms

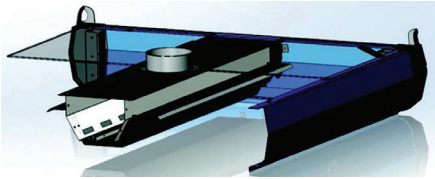
- Designed to cover larger spaces
- ZoneFlow arms create a negative pressure zone that funnels air to the center of the arm from greater distances
- Available in 10- and 12-foot lengths



Learn the benefits of ZoneFlow Technology and how you can boost productivity and compliance in the workplace:
MillerWelds.com/ZoneFlow

FILTAIR® Low-Profile Hoods

Modular extraction hoods, designed to be hung, supported by legs or placed over robotic semi-automatic welding and cutting operations, efficiently capture thermally generated fume from industrial operations.



FILTAIR Low-Profile Hood



Find out how Chandler equipment has improved productivity and their bottom line with FILTAIR:
MillerWelds.com/Chandler

Low-Profile

- Takes up less vertical space, allowing placement where there are low ceilings
- More efficiently captures weld fume and requires less cfm compared to fabricated canopy hoods, leading to lower operating costs
- Available in 4x4 feet up to 16x16 feet in one-foot increments

Innovative Source-Extraction Rail Technology

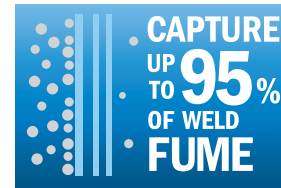
- Less air required to effectively capture fume
- Extraction rail technology evenly distributes airflow for efficient collection
- Capture zone is distributed over the work area and is more effective at source capture over traditional canopy or perimeter extraction hoods

Lower Operation Costs

- Efficient design requires up to 40 percent less airflow compared to standard canopy hoods

FilTek® XL Filter Technology

FilTek XL Filter Technology offers a longer filter life – up to two times that of treated cellulous filters and superior filtering of up to 95 percent of weld fume particulate. Easy-clean filter with surface-loaded filter technology allows for more effective weld fume pulse cleaning without penetration into the filter. This provides an easier filter cleaning process, while outlasting conventional cartridge filters, improving weld fume capture for a cleaner workspace.



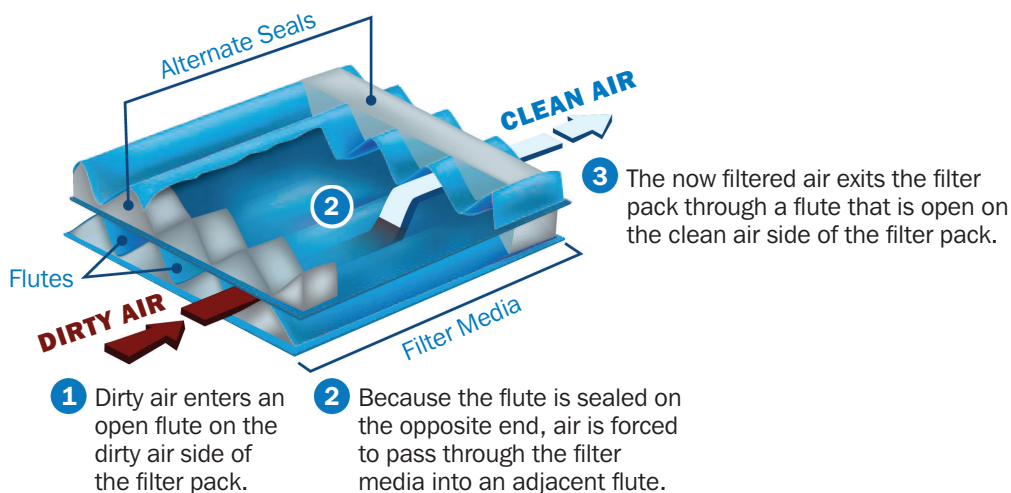
? Did you know that one FilTek filter replaces up to three cartridge-style filters? This increases productivity, reduces extractor size and lowers operational costs.



How Does FilTek XL Filter Technology Work?

Durable ultra-web fine fibers intercept even the smallest dust particles on the surface of the flutes. Surface loading keeps the filter pack cleaner and improves the effectiveness of pulse cleaning, lowering both operational pressure drop and energy use.

? Did you know durable ultra-web fine fibers have a minimum efficiency reporting value (MERV) of 15 based on ASHRAE 52.2 test standard?



Learn more about FilTek XL Filters: MillerWelds.com/FilTek

OSHA Hierarchy of Controls & Engineering Controls

Miller® is your solution to help you achieve weld fume compliance, with products that fulfill each tier of OSHA's Hierarchy of Controls.

When determining an action plan, start at the top and work your way down OSHA's Hierarchy of Controls – selecting the controls that are the most feasible, effective and permanent for your workplace. It may be necessary to implement multiple solutions to achieve the desired results.

Following OSHA's recommendations, the second most effective level of control requires controlling the hazard¹ through a physical change to the workplace or a change in the design of equipment, such as increased ventilation. Miller's complete line of innovative fume extraction systems provide solutions for any welding environment.

Examples of engineering controls include automated welding, which encloses the process and uses an extraction system to remove the particulate. General ventilation and source capture are two additional methods, with source capture being the preferred method because of its ability to capture and remove particulates at the source.



¹ <https://www.osha.gov/shpguidelines/hazard-prevention.html#content>
Have a certified industrial hygienist test the air in your facility to determine equipment requirements and ensure adequate protection from particulates.

Process Overview

Miller advanced technologies and FILTAIR® Centralized Fume Extraction systems are designed to fit your needs today, with the flexibility to adapt to tomorrow's demands, helping you reach or maintain compliance with mandated fume regulations – improving productivity, performance, and your bottom line.

Our experienced team will guide you through every step of the process and customize an optimal system for your unique welding environment and specific challenges.

- 1 Worksite Evaluation**
We will evaluate your job site and advise on the best fume extraction solution to mitigate fume at the source.
- 2 System Engineering and Design**
A custom-engineered solution will be designed specifically for your fume control needs.
- 3 Comprehensive Project Management**
We will work with you to complete installation of unit(s) and schedule time for in-person training for successful implementation.
- 4 Support, Training and Ongoing Partnership**
You will be trained on how to properly use the system and follow up to ensure you are receiving the full benefits of the fume extraction equipment.

Call us toll-free at **(866)-931-9730** or email us at FILTAIR@millerwelds.com for information and requests for quotes on custom-engineered solutions to fit your needs.

